



Your Comprehensive
BUYER'S GUIDE
for Above-Ground Pools

What to Know Before Purchasing an Above-Ground Pool: Your Buyer's Guide

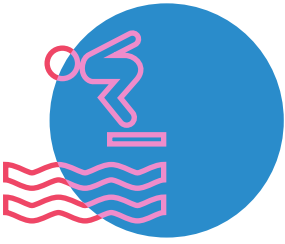
Picture this: a beautiful, blue water oasis in your backyard for your family and friends to enjoy in the warm weather season. Don't settle for imagination when you can have your very own swimmer's escape!

With Smith Pool — the Mid-South's number-one provider of pools, hot tubs, and related maintenance — buying a brand-new above-ground pool is easily within reach. The purpose of this buyer's guide is to empower potential and existing customers with comprehensive knowledge about above-ground swimming pools. This guide reflects our commitment to exceptional customer service and our dedication to ensuring that every family enjoys a safe, beautiful, and well-maintained pool.

Shopping for a pool should be fun and easy. Our ultimate goal is to build trust and establish ourselves as a reliable and knowledgeable partner for all your swimming pool needs. We're happy to help you find the right pool and package, making buying, scheduling, installation, and maintenance a smooth process for you and your family. Let's dive in!

Table of Contents

Why Do I Want a Pool?	3
Why Should I Choose an Above-Ground Pool?	3
I'm Sold! How will an Above-Ground Pool Fit in My Backyard?	4
Which Size Pool Should I Purchase?	5
What Type of Pool is Best for Me?	6
How Can I Enhance my Above-Ground Pool?	7
That's a Ton of Options! How Can I Decide What's Best for Me?	8
Wooden Decks: What are the Benefits of Having One?	8
I'm Ready to Begin. How Can I Ensure Pool Installation is Simple & Seamless?	9
Here's An Expert Installation Checklist	9
Pool Installation: The Smith Pool Way	11
Ongoing Care and Maintenance for a New Pool Owner	12
Meet Your Local Pool and Spa Partners	13



Why Do I Want a Pool?

Soak up all the fun, relaxation, and health benefits a pool has to offer right in the comfort of your own backyard:

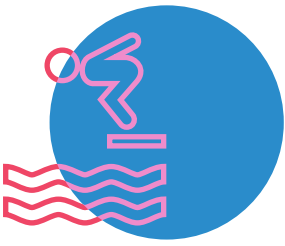
- **More Time for Leisure and Relaxation:** Whether you want to unwind after a long day, dive in for a peaceful morning swim, or simply enjoy the sunshine, having your very own swimming pool provides peace of mind to relax in whatever way you'd like.
- **Quality Moments with Family and Friends:** Surely a hit for any children in your family, a swimming pool is the perfect setting to make new memories with your family and friends during those long, hot summer days.
- **Physical Health and Exercise Benefits:** Long, oval, and lap pools provide plenty of space for low-impact water exercises to help you improve your cardio, strength, and overall health.

Why Should I Choose an Above-Ground Pool?

An above-ground pool allows you to enjoy all the lifestyle benefits of a pool without the steep investment, time, and modifications required to install an in-ground pool:

- **Affordability:** Above-ground pools are much more affordable to install and maintain compared to in-ground pools. The former averages \$8,000 while the latter start around \$70,000.
- **Flexibility:** If you decide you no longer want or need it, an above-ground pool is removable, giving you much more flexibility and autonomy in the long-run.
- **Aesthetics:** With the addition of a deck, an above-ground pool can go from ordinary to oasis, enhancing the entire look, feel, and vibe of your backyard.





I'm Sold! How will an Above-Ground Pool Fit in My Backyard?

It can be overwhelming to think about purchasing and installing a swimming pool, but you don't have to figure it all out alone.

1. Begin by conducting an audit of your backyard:

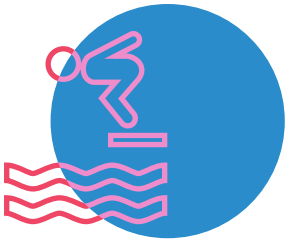
- First, stake a spot near the center of your backyard. With a tape measure, measure out until you get within 5 feet of the closest fence or structure.
- From that center spot, walk in a circle, maintaining the length of your tape measure. This circle will mark the largest round pool that will fit in your yard.
- Does it fit safely and comfortably? If yes, you are off to a great start. If not, you will need to stake a new spot and repeat the process.
- For oval pools, simply measure the length and width of the largest rectangle that will fit in your yard.

2. Next, review local codes to be sure you're in accordance with safety regulations. As a rule of thumb, any swimming pool must be a certain distance from any structures and property lines:

- 10' from any structures, though some local codes allow 5'
- 5' from any property lines and fences
- Completely free of overhead electricity lines

3. Finally, review your HOA guidelines and take into consideration your backyard space:


- Is an above-ground pool within all local and HOA codes?
- Where is the closest outlet? This will be needed for your filter system.
- Can digging/leveling equipment easily access your backyard? Crews will need an 8' opening to drive machinery into your backyard to complete installation.



Which Size Pool Should I Purchase?

A home with a pool often becomes a common gathering place for friends and family, especially for children. Think about the number of people you'd like to accommodate in your pool to plan in advance for any parties or gatherings.

Pool Dimensions	Maximum Capacity
15' round pool	3 people
18' round pool	4 people
21' round pool	6 people
16' x 26' oval pool	6 people
24' round pool	8 people
27' round pool	10 people
18' x 33' oval pool	10 people
30' round pool	14 people
18' x 44' oval pool	14 people
33' round pool	20 people



What Type of Pool is Best for Me?

Swimming pools not only come in different sizes. They also come in different materials, and the best one for you depends on how it will be used and for how long you want it to last.

Do-It-Yourself Option

Inflatable Top Ring Pool or Soft-Sided Metal Frame Pool

Inflatable top ring and soft-side metal frame pools are the ones you see on sale at Walmart, Sam's, Costco, and similar stores. These types of pools are best for temporary use and are usually suitable for young children or a small family. The typical filter system or vacuum with these pools will not clean this type of pool, making it much more difficult to keep the water safe, clean, and clear. Since this type of pool is an individual purchase through a big box retailer, it also requires self-installation, but it is also a relatively small investment in terms of time, cost, and resources.

Do-It-For-Me Option

Steel Wall Above-Ground Pools

This is a popular choice if you're looking for a semi-permanent, yet flexible, option. With steel walls and vinyl liners, these pools are larger and sturdier than big box, store-bought pools. One of the standout benefits of Steel Wall pools is their longevity, with some models lasting 20 years or more.

Steel Frame

The steel frame pools require carefully maintained water chemistry to prevent corrosion and are unable to withstand saltwater systems. Professional installation is recommended for the best results. Price Ranges between \$4599 and \$7899.

Resin Frame

Resin frame pools are an excellent choice for those looking to avoid the common issues associated with metal frames. Resin is resistant to corrosion and rust, making this type of pool an ideal choice for saltwater systems if you or anyone in your family has sensitive skin. Unlike steel, the top of the pool frame remains cool to the touch, even in the summer sun, providing a safer, more comfortable experience for swimmers. Professional installation is recommended for the best results. Price ranges between \$6,599 to \$16,999.

Hybrid Frame

Hybrid frame pools combine the best of both worlds, featuring a resin top seat with steel posts and connector plates. This design ensures that the top of the pool remains cool to the touch in the summer while providing the strength and durability of steel support structures. Hybrid frame pools are not compatible with saltwater systems, so traditional chlorine maintenance will be required. These pools are priced at a mid-level range, offering a balance between cost and quality. Professional installation is recommended, and expect to invest anywhere from \$5,899 to \$13,999.

How Can I Enhance my Above-Ground Pool?

Additional accessories and systems can increase the ambience of any above-ground pool, making your swimming and leisure experience perfectly tailored to you and your family. Standard pool installation packages include a filter system, but you can also choose to include any of the following features:

Safety

- **Pool lighting** enhances the ambience for nighttime swimming and adds a safety element by illuminating the pool area.
- **Pool covers** offer several benefits, including keeping the pool clean, reducing evaporation, and providing safety by preventing accidental falls into the water.
- **Pool alarms** add an extra layer of safety by alerting you if someone or something unexpectedly enters the pool.

Sanitation

- **Filter and pump upgrades** improve your pool's filtration and circulation systems for cleaner water and more efficient maintenance.
- **Automatic pool cleaners, skimmers, and vacuums** provide ease and convenience in keeping the pool clean and free of debris. If you're looking for a low-maintenance solution, this is a must-have!
- **Pristine Blue chemical systems** provide clean, sanitized pool water without excessive chlorine, which is corrosive to some pool material and can be an irritant to people with sensitive skin.
- **Saltwater Chlorination chemical systems** use salt in the pool's water to automatically produce chlorine to sanitize the water. This helps save time and money from repeatedly purchasing chlorine tablets while offering a gentler, more low-maintenance solution.
- **Mineral Sanitizer systems** use natural minerals like silver and copper to reduce bacteria and algae, significantly lowering the need for chlorine. This system also provides softer water with less chemical odor and irritation.
- **Floating dispensers and chemical feeders** provide convenience for maintaining proper chemical balance in the pool water.

Convenience

- **Pool heaters** allow you to extend the swimming season by keeping the water at a comfortable temperature, even on cooler days.
- **Solar covers** help warm the pool water using the sun's energy.
- **Solar panels** reduce energy costs while powering your pool heater or pump.

That's a Ton of Options! How Can I Decide What's Best for Me?

When thinking about which add-ons to include with your above-ground pool, consider your specific needs, your budget, and your pool's size to determine which options will best enhance your pool experience. Smith Pool recommends these top three features:

- 1. A strong filter system** will keep your pool water clean and clear. Sand filters are preferred since they are dependable, easy to maintain, and cost less to operate.
- 2. A nice entry ladder or stairway** will provide a convenient and safe way to enter and exit the pool. Most of these ladders and steps are made from durable plastic to prevent corrosion issues.
- 3. Maintenance tools and test kits** will ensure your pool is clean and clear. Plus, with the proper training on how to use the kits and chemicals, maintenance will be a breeze. Smith Pool offers "pool school" to all customers, where we will train you on how to properly care for your above-ground pool.

Wooden Decks: What are the Benefits of Having One?

One of the most popular above-ground pool add-ons is the wooden deck. Undoubtedly, this will elevate and enhance your experience. Not only does a deck allow for easier pool entry and exit, it also enhances your poolside view and allows you to clean the pool with ease. From the elevated perspective of a deck, it transforms the above-ground pool into the feeling of an in-ground pool while seamlessly blending into your backyard landscape.

Most importantly, you don't have to go all in when you first purchase and install a new above-ground pool. A deck can be added any time as an upgrade, whether in the winter months or during the following years. Whether you'd like to host outdoor gatherings during summer holidays or looking for space to have an intimate family grilling session, a beautiful wooden deck can do it all. Isn't that what life is all about?



I'm Ready to Begin. How Can I Ensure Pool Installation is Simple and Seamless?

Proper Installation is essential to enjoying your new investment — instead of stressing over it. Just as bundles of roofing shingles are not of much use without a qualified roofer, an above-ground pool is no good to you without a qualified, knowledgeable installer. You will want to know as much information about your pool installer as possible:

- Is the installer a subcontractor or an employee of a pool company?
- Have you checked their installation Google reviews?
- Who handles any scheduling, and are they easy to contact?
- Who do you call if installation issues arise, the business or the installer?
- Who handles the warranty?

Here's An Expert Installation Checklist:

Before agreeing to an installation, make sure the grounds crew executes the following list:

Leveling

- Which method does your installer use, sand, dirt, or sod?
- Level the dirt to within an acceptable range.
- Lay the track on the ground.
- Install supports under each connector plate.
- Smooth the floor under the liner.



Underneath the Liner

The installer should not put the liner directly on the ground but should use one of the following methods:

- **Sand:** It becomes hard as concrete with the weight of the pool water.
- **Vermiculite:** It stays soft for the first season then firms up but never as hard as concrete.
- **Pool Pad:** This is similar to a carpet pad, though it will not smooth out bumps and can cause folds and wrinkles in the liner.
- **Nutgrass Killer:** Nutgrass is one of the hardest weeds to get rid of, and this specific form of weed control should be used underneath all pool liners in the Mid-South.
- **Permanent Pool Cove:** This is the transition point where the pool frame meets the ground. The liner rests in this area and the water weight constantly causes stress on the liner in this area. A permanent pool cove provides better support under the liner.

Completing Pool Installation

- Pool frame setup
- Pool fill-up
- Filter system installation
- Pool startup and care
- Problem-free installation



Pool Installation: The Smith Pool Way

Smith Pool provides expert preparation, installation, setup, and startup with hassle-free service to get you and your family enjoying your new above-ground pool as quickly as one day!

Our superior package includes:

- Leveling the pool site up to six inches at no extra charge
- Stone tile supports under the bottom connector plates
- Pool frame assembly
- Vermiculite for under-the-liner
- Nut grass killer for under-the-liner
- Liner installation
- Sand filter system installation within five feet of the pool
- Stabilizing concrete blocks for the sand filter system
- In-pool steps and ladder assembly

Our superior process includes:


- Our own crews, not subcontractors
- Warranty repairs from our own employees
- Water tanks to provide water to cover the bottom of the liner before we leave the installation site
- Zip level Precision Leveling

Our superior service includes:

- Piping your filter system
- On-site "pool school" for you and your family
- Startup of the filter and pump
- Startup pool chemicals and pool area cleanup

Our 2024 specials include:

- Permanent pool cove installation for better support under the liner
- Hard pipe the filter system for a more secure, durable, long-lasting system, eliminating the use of cheaper filter hoses.
- Quick disconnect union kit makes winterizing your pool easy.



Ongoing Care and Maintenance for a New Pool Owner

Maintaining an above-ground pool is straightforward and doesn't have to be time-consuming. With routine checks and balances of your pool's chemicals, you can maintain crystal clear waters.

With every new pool purchase and installation, Smith Pool walks you through the entire care and maintenance process, also known as "pool school." That's because we want a continuous relationship with you to help with your ongoing pool care. Plus, our team is professional, experienced, and simple to communicate with.

It's important to note monthly costs include typically chemicals, like chlorine, pH balancers, algaecide, and shock treatments and can average \$50 per month in the summer. There are also costs associated with energy usage, like running the pump and filtration systems, and water usage, depending upon how often you need to top off your pool. Many pool owners also opt to use professional maintenance services ranging from weekly to monthly visits. Smith Pool provides hassle-free routine maintenance to our customers who choose to partner with us.

Beyond the monthly costs, you'll have expenses associated with opening and closing your pool.

Most importantly, remember our friendly staff at Smith Pool are always on hand at our retail stores to offer guidance and support. When you're busy or prefer a professional touch, our maintenance services are just a call away to help keep your pool in pristine condition.



Meet Your Local Pool and Spa Partners

For nearly five decades, Smith Pool has helped thousands of families in the Mid-South transform their backyards into places for family leisure and entertainment. Today, we continue this [tradition of excellence](#) and care by maintaining a company of loyal, professional team members who can help you create the perfect pool, spa, or hot tub setting for the entire family. With brick-and-mortar [locations](#) in Southaven and Memphis, we pride ourselves on providing easy access to all our customers across the Mid-South.

Kyle Smith
President & CEO

Kenny Waters
Repairs & Renovations Manager

Ricky Williams
Vice President & COO

Josh Acroyd
Installation Manager

Joe Husted
Retail Director

Zack Merlino
Memphis Store Manager

Michael Wilborn
Service Director

Tim Colbrese
Southaven Store Manager

Chance Goodwin
Maintenance Manager

Catherine Evans
Customer Advocate

Altogether, [our team](#) has more than 150 years of experience servicing and installing swimming pools and hot tubs. You deserve the best-in-class service and products, so connect with our dedicated team of experts today!

The Smith Pool staff will be happy to answer any question you may have! Give us a call or visit one of our stores today. We'd love to meet you and welcome you to the Smith Pool community.

4151 Jackson Ave.
Memphis, TN 38128
(901) 372-3639

8238 Airways Blvd.
Southaven, MS 38671
(662) 393-4447

