



A Homeowner's Guide to
SPA MAINTENANCE

Maximize Relaxation: A Homeowner's Guide to Spa & Hot Tub Maintenance

Strolling into your backyard after a long, tiring day and melting into the soothing warmth of your very own spa or hot tub is the best way to relieve stress — transforming your busy routine into one that prioritizes rejuvenation and quality time. Owning a spa or hot tub provides the safety and privacy to unwind, heal, and create new memories with family and friends in the comfort of your backyard.

That's why it's vital to know how to properly care for your spa or hot tub – keeping it clean, safe, and ready for you and your family at any moment. From balancing water chemistry to cleaning filters and surfaces, each step in the hot tub maintenance routine extends the longevity and increases the performance of your spa.

Knowing how to care for your equipment means protecting your investment and guaranteeing that it remains a source of connection and relaxation for years to come. Whether you're a seasoned spa owner or new to the hot tub world, this maintenance guide provides an overview of how to keep your water and equipment clean and safe for hours and hours of relaxation.

Table of Contents


Follow These Three Steps to Maintain Your Spa or Hot Tub

Step 1: Weekly Care	3
Step 2: Quarterly Draining, Cleaning, and Refilling	4
Step 3: Annual Inspection and Maintenance	5

Additional Equipment for Easier Maintenance / How to Overcome Common Maintenance Issues	6
--	----------

Elite Spa and Hot Tub Care Provided by Smith Pool	7
--	----------

We Care: The Smith Pool Promise	8
--	----------



Follow These Three Steps to Maintain Your Spa or Hot Tub

With a well-maintained spa or hot tub, your backyard is not just an outdoor space; it's an invitation to wellness, relaxation, and quality time at any moment.



Step 1: Weekly Water Care


First things first, keep your hot tub or spa's water clear of debris by keeping the cover on it when not in use. Make sure the cover is in place securely, as this not only prevents debris but also protects children from accidentally entering the spa without adult supervision.

Regularly check the sensors and thermostats to ensure the water is at a safe temperature. As a rule of thumb, most hot tubs and spas should maintain a water temperature of 104°F.

Take five to 10 minutes each week to test the water chemistry: check the sanitizer level, pH level, and alkalinity with test strips and add chemicals as needed. As a rule of thumb, your water's pH should be between 7.4 and 7.6, with total alkalinity around 80 to 120 ppm. The water must

also be properly sanitized to keep the water clear and clean; ideal sanitizer levels are 1.0 to 3.0 ppm and will require additional attention if levels fall below this threshold. Also, take a moment to shock, or chemically treat, the water and leave it uncovered for a few hours to allow the fumes to dissipate. Properly balanced and sanitized water ensures your hot tub or spa is safe for your hair, skin, and eyes, and it also prevents any degradation of the equipment itself due to chemical imbalances.

In your weekly routine, remove the spa water filter, rinse it, and take a wet cloth to wipe the hot tub cover. These simple steps will save you time and money in the long run and help you prevent or detect smaller issues before they become big ones.



Follow These Three Steps to Maintain Your Spa or Hot Tub

With a well-maintained spa or hot tub, your backyard is not just an outdoor space; it's an invitation to wellness, relaxation, and quality time at any moment.



Step 2: Quarterly Draining, Cleaning, and Refilling

To ensure optimal performance and cleanliness of your hot tub or spa, it's crucial to thoroughly examine and service your spa or hot tub every three to four months. This routine helps eliminate debris, rebalance water chemistry, and cleanse areas that are typically out of reach.


Begin by removing the water filter. You can either rinse it using specialized filter cleaning chemicals to eliminate persistent dirt and grime or replace the filter if it's beyond cleaning.

Remember, even pristine water can be undermined by a dirty filter, which hampers the effectiveness of sanitizing chemicals and disrupts water chemistry balance.

Beyond water care, your quarterly maintenance should extend to the physical structure of the hot tub or spa. To do a full cleaning of both the internal and external shell, you'll first want to fully drain the system. Once drained, inspect the jets and

headrests for any signs of wear and tear, such as loose parts, damaged equipment, or scale buildup. Use a soft cloth along with water and a mild cleaner to gently clean the headrests, jets, and shell. If any components are damaged or excessively worn, don't hesitate to order replacements from your spa or hot tub dealer. Addressing issues promptly can prevent them from escalating into major problems that may require a complete replacement.

Once cleaning is complete, refill the hot tub and carefully test and adjust the water. Pay close attention to alkalinity, pH levels, sanitizer concentration, and temperature to ensure a safe and enjoyable experience. Although this quarterly checklist is more intensive than your regular weekly maintenance, integrating it into your routine should streamline the process and make it feel effortless.



Follow These Three Steps to Maintain Your Spa or Hot Tub

With a well-maintained spa or hot tub, your backyard is not just an outdoor space; it's an invitation to wellness, relaxation, and quality time at any moment.



Step 3: Annual Inspection and Maintenance

Once a year, take a moment to do a full check-in of your hot tub or spa. Start by flushing all of the plumbing lines to remove bacteria, gunk, and other buildup or debris. This simple task will keep water flow and drainage clear and operating at its best.

Next, check all of the hardware and wiring on your hot tub for any concerning signs of degradation, as pests, chemicals, everyday use, and weather can take its toll on your hot tub's wiring over time.

Finally, inspect your hot tub cover for mold, mildew, cracks, and water absorption. This will let you know when it's time to replace your cover, one of the most important pieces of equipment in maintaining your hot tub.

It's at the one-year mark when you should replace your spa filter, since the fibers can loosen and lose their filtration effectiveness after 12 months of use, despite regular rinsing and cleaning. Finally, be sure to repair any leaks or electrical damage to maintain your hot tub or spa for years to come.

Additional Equipment for Easier Maintenance

[Nordic](#) and [Bullfrog](#) – the two leading manufacturers of hot tubs and spas sold, delivered, and installed by [Smith Pool](#) – provide an entire lineup of additional equipment aimed at simplifying the maintenance routine. The [Nordic PURE™](#) cleaning system combines ozone and UV-C technology to sanitize the water with less hassle. The [Nordic CLEAN™](#) is an electronic advanced plasma gap ozonator, providing energy-efficient sanitizing power.

The Bullfrog Spas [EOS Enhanced O3™ System](#) oxidizes impurities with twice as much effectiveness than the standard automated water purification system. The [Clear Comfort AOP](#) for Bullfrog Spas is a high-tech, eco-friendly, low-chemical spa system that uses advanced oxidation technology to maintain clean, clear, and safe water – free of impurities. The [FROG® @ ease®](#) System provides an automated, simple way to maintain di-chlor systems, with 75% less chlorine use and only one shock per month.


Investing in these advanced systems from Nordic and Bullfrog not only streamlines the process of keeping your spa or hot tub pristine, but it also ensures optimal water quality with minimal effort, allowing you to spend more time enjoying your hot tub and less on maintenance.

How to Overcome Common Maintenance Issues

Despite your best efforts at preventative maintenance, sometimes issues still arise. This roadmap offers shortcuts to understanding the problem and a direct path to a solution — keeping you focused on enjoying, not maintaining, your hot tub.

The Problem	The Solution
Cloudy or dirty water indicates imbalanced chemistry or clogged filters.	Adjust chemical levels and clean or replace the filter. Consider a spa flush product for deep cleaning.
Damaged spa covers or headrests affect insulation and comfort.	Regularly clean these items with the appropriate products and quickly replace any damaged parts. Leave the spa uncovered for a short period after chemical treatment to protect accessories.
Scale buildup or unpleasant odors due to improper chemical balance.	Rebalance water chemistry, specifically addressing high pH or calcium hardness. Regular draining and cleaning can prevent these issues.

By following a regular maintenance schedule, addressing common problems promptly, and using recommended solutions, spa and hot tub owners can enjoy the countless benefits of their investment without undue hassle. Regular care not only extends the life of the spa but also enhances the overall experience, making every soak a rejuvenating escape from the everyday duties of life. When you're ready to rely on a partner for spa and hot tub maintenance, turn to the local experts at [Smith Pool](#).



Elite Spa and Hot Tub Care Provided by Smith Pool

For nearly five decades, Smith Pool has helped thousands of families in the Mid-South transform their backyards into places for family leisure and entertainment. Today, we continue this tradition of excellence by maintaining a company of loyal, professional team members who can help you maintain the perfect spa or hot tub for the entire family to enjoy – with hassle-free service.

As maintenance providers, the highly-trained technicians from Smith Pool will visit any home regularly to service your spa or hot tub, keeping it clean and clear. We do all of the work, so you and your family can focus on enjoying your hot tub or spa.

Drain and Clean Program

Our [spa and hot tub maintenance](#) package includes:

- Running spa or hot tub line cleaner through pump and filter lines
- Draining the spa or hot tub
- Washing the spa or hot tub shell, cabinet, and cover
- Cleaning the water line and any oil build-up
- Refilling spa or hot tub and adding start-up chemicals

Our highly-trained technicians will visit your home regularly to service your spa or hot tub, keeping it safe, clean, and clear. We do all of the work, so you can spend your time making memories with your family and friends

Meet the Team

With brick-and-mortar locations in Southaven and Memphis, we pride ourselves on providing easy access to all our customers across the Mid-South. Visit either location to meet the staff, purchase pool maintenance equipment, and participate in a hands-on “pool school,” where staff will show families, step by step, how to care for their pool.

Altogether, our team has more than 150 years of experience servicing and installing swimming pools and hot tubs. You deserve the best-in-class service and products, so connect with our dedicated team of experts today! The Smith Pool staff will be happy to answer any question you may have! Give us a call or visit one of our stores today.

Kyle Smith

President & CEO

Ricky Williams

Vice President & COO

Joe Husted

Retail Director

Michael Wilborn

Service Director

Chance Goodwin

Maintenance Manager

Kenny Waters

Repairs & Renovations Manager

Josh Acroyd

Installation Manager

Zack Merlino

Memphis Store Manager

Tim Colbrese

Southaven Store Manager

Catherine Evans

Customer Advocate



Memphis
901-372-3639

Southaven
662-393-4447

We CARE: The Smith Pool Promise

Our team is small enough to care, yet big enough to exceed expectations. Here's our formula for guaranteed service and success:

Customer-Focused, 5-Star Service

Accountable – Done Right or Done Again

Responsive Communication to Every Customer

Excellence in Everything. Never “Just Enough”

We'd love to meet you and welcome you to the Smith Pool community of satisfied customers.

Amelia Fox

We love our new Bullfrog X7L Spa. Folks at Smith Pools are absolutely awesome and they aim to please. They will teach you everything about how to operate and care for the [spa] so don't fear.



Adriana Guzman

I have acquired their services for years now. Their prices are reasonable, and they are professional and reliable... workers are friendly, [and] upon arriving they finish their job quickly.



Richard Edwards

These guys are always available for advice or service whichever you need! Very fair and they have actually talked me out of buying something I really didn't need. I trust them completely!



**4151 Jackson Ave.
Memphis, TN 38128
(901) 372-3639**

**8238 Airways Blvd.
Southaven, MS 38671
(662) 393-4447**

